

KEYCREATOR[®]

Proven 3D Direct Modeling The Future of 3D CAD – Available today

KeyCreator is the world's most practical, versatile, proven and complete 3D direct modeler.

prac•ti•cal— *adj. Of, relating to, governed by, or acquired through practice or action, rather than theory, speculation, or ideals.*

Kubotek KeyCreator's practicality means that you can get your work done quickly, flexibly and with the precision required by the most exacting specifications. KeyCreator includes tools for 2D, Solids, and surfacing, and includes many specialized tools such as sheet metal capabilities. This 3D Direct Editing capabilities start in conceptual design but extend throughout the iterative design and manufacturing process.

ver•sa•tile— *adj. Capable of doing many things competently.*

KeyCreator is versatile. It's ideal for quickly conceptualizing the most challenging one-of-a-kind engineering projects. KeyCreator provides precise 3D data, without the complexity of standard history-based parametric modeling tool. Models are built and edited without regard to how a model was created.

Kubotek's KeyCreator allows engineers to start with a sketch, primitives or even imported data and then instantly drive changes to the model changes with what we call Direct Dimension Editing. Our customers call it a no-nonsense approach to CAD design. Direct Dimension Editing looks very similar to history-based parametric modeling with one major exception: no history or constraints are needed. This results in productivity increases of up to tenfold over today's mainstream history-based design software. The entire design process is simplified and editing is a snap. No worries about how the model was created or in what order.

prov•en— *adj. Having been demonstrated or verified without doubt.*

As the recognized pioneer of 3D direct modeling and editing, KeyCreator has proven itself through the largest and most established installed-base of 3D direct CAD in the world.

cre•a•tive—*adj. Characterized by originality and expressiveness; imaginative.*

Engineers know that an efficient design can be created by using a variety of modeling techniques. KeyCreator's unique approach gives engineers the freedom they need to be creative and practical in their design. Create geometry using 2D, solids, or surfaces all in the same workspace. Create an assembly using either referenced files or by keeping all of the assembly parts in the same file for easy file management. This unified design environment maximizes flexibility, speed and efficiency.

Practical 3D Direct Modeling

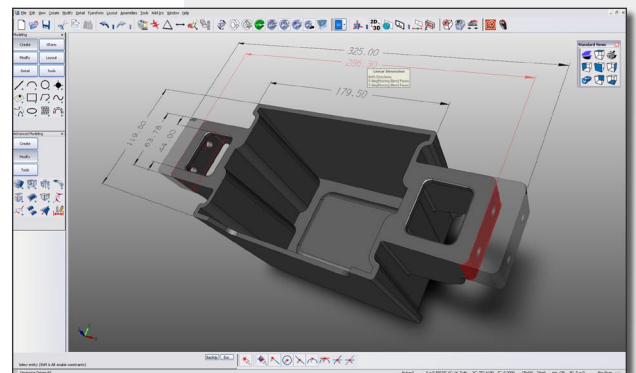
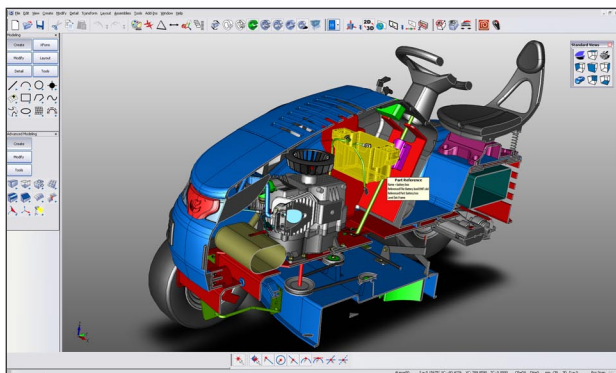
- Quicker generation and editing of design concepts
- Most flexible and complete tools for model editing
- Efficiently interrogate imported parts and derive manufacturing/tooling models
- Rapidly de-feature models to prep for downstream applications such as NC, FEA, packaging or documentation

Unified Design Environment

- Single file type for parts, drawings, and assemblies keeps management simple
- Single mode for solids, surfaces, wireframe, and sketches maximizes data re-use
- 3D workflow can optionally mimic traditional 2D workflow using layers and colors
- Supports unplanned edits across hundreds of parts in a single step

Translators

- Read Formats:
STEP, IGES, ACIS, Parasolid, Autodesk Inventor, DWG/DXF, SolidWorks, CADKEY, STL, Wavefront OBJ, PDF (U3D), and ACSII (point cloud)
- Output Formats:
STEP, IGES, ACIS, Parasolid, DWG/DXF, Wavefront OBJ, STL, PDF, U3D, CGM, HPGL, VRML, and WMF
- Image Files:
TIF, JPG, GIF, BMP, and DIB



Direct Dimension Editing provides the ability to move faces, features, or bodies with linear or angular dimensions and resize features with radial dimensions.

KEYCREATOR®

flex•i•bil•i•ty—adj. The quality of being adaptable or variable;

KeyCreator's flexibility is one of its greatest virtues, especially when demonstrated with imported or legacy data. The ability to import most major CAD formats and standard file formats is just the beginning. Once the file is imported, KeyCreator can edit data just as if it were created in KeyCreator. And with KeyCreator's unique Face Logic technology, you can discover features or patterns of features in the part or assembly, and with a simple click of the mouse, you can change their parameters. In addition, the ability to prune, graft or move features on a model is made easier with our DynaHandle editing tool. Choose your feature, move it, rotate it, constrain it or not. KeyCreator gives you all of the flexibility and precision with your files whether they originated in KeyCreator or not.

Today's most practical, complete and proven 3D Direct Modeler. Power, flexibility and precision in one simplified environment. The future of 3D modeling available today from Kubotek.

3D DIRECT MODELING FEATURES

True 3D Construction

Models can begin or incorporate any and all styles of geometry and construction techniques from 3D primitives, surfaces, point data, and lightweight wireframes and polygon meshes, to the typical 2D sketch and sweep method. At all times 3D positions and shapes from any existing geometry can be reused.

Parameter-based Geometry Editing

Several powerful editing functions provide an enormous command over basic mechanical parts. The Direct Dimension Editing function lets users quickly and intuitively measure distances and move a flexibly defined set of parts and features temporarily attached to the dimension. Basic features like fillets/rounds, chamfers, sheet metal bends, and standard holes can be edited with simple selection and adjustment of their parameters.

Hybrid Editing

The full power of the KeyCreator modeling approach lies in the total control of shape provided by the freedom to pull apart and reconstruct solids using surface and wireframe techniques or pull features off a solid as tool bodies. Selection includes Kubotek's advanced Face Logic technology to instantly recognize potential features for hybrid editing.

Adaptable Assemblies

In support of creative problem solving KeyCreator provides a simple, unstructured mode of building model/construction geometry and planning arrangement/fit in the conceptual stage. During this phase of design there is no need for concern about the number of separate parts the final design will include or to which part each piece of geometry belongs. As a design progresses and structure emerges, parts can be flexibly organized into separate containers for memory advantages.

ADDITIONAL FEATURES

Detail Drafting

KeyCreator provides all the tools and options needed to fluently create all types of drawings, views, symbols, and details and completely control scaling, formatting, and associative linking.

Assessment

KeyCreator delivers the full benefits of precise 3D modeling with the most complete set of visualization, rendering, measurement, and verification utilities available anywhere.

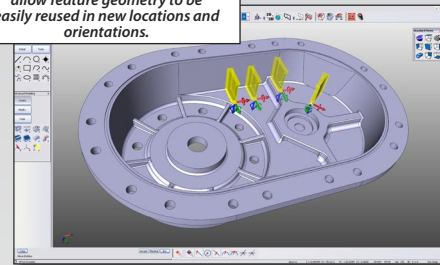
Integration Options

- PARTsolutions™ standard parts library
- Logitech 3Dconnexion™ 3D mouse
- BunkSpeed HyperShot™ photorealistic rendering

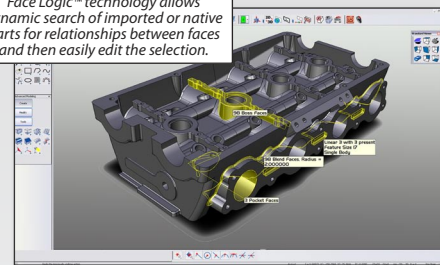
Optional Modules

- Translators Package – T Level:
Pro/Engineer, NX/Unigraphics, CATIA V4, and CATIA V4 output
- Translators Package – V Level:
CATIA V5 and all T Level translators
- CATIA V5 output
- KeyMachinist™ 2/2.5 Axis NC Utilities
- KeyMachinist™ 3/3+2 Axis NC Utilities
- Validation Tool™ precise 3D model comparison

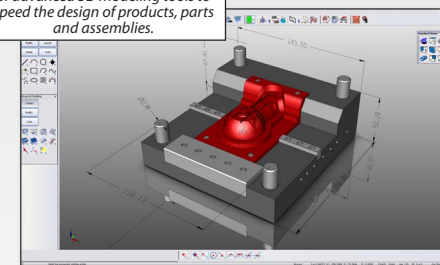
Unique Prune and Graft functions allow feature geometry to be easily reused in new locations and orientations.



Face Logic™ technology allows dynamic search of imported or native parts for relationships between faces and then easily edit the selection.



KeyCreator offers a complete set of advanced 3D modeling tools to speed the design of products, parts and assemblies.



KUBOTEK®
FREEDOM AND PRECISION

Kubotek USA, Inc.

2 Mount Royal Ave. Suite 500, Marlborough, MA 01752
Toll-free: 800-372-3872 www.kubotekusa.com